

Share Screening

Learn how to effectively share and receive screenings as components with or from other companies using Målbar LCA.

This guide explains the full workflow for both the sender and the receiver, including how to share screenings, manage updates, assign supplier locations, and use shared data directly in product screenings.

Step-by-step guide to sharing a screening

Ensure access is enabled

Before screenings can be shared, both the sender and receiver must agree to enable sharing access between their companies.

To initiate the process, both parties should contact helpdesk@maalbar.dk. Målbar will then provide the required agreement for both companies to review and sign.

Once sharing access has been approved for both the sender and receiver, the sharing workflow can begin.

The Sharer View

1. Login to Målbar LCA

<input type="checkbox"/>	Product name	Category	Supplier location	kg CO ₂ eq	Created at ↑	
<input type="checkbox"/>	Jupiter SKU: 123654987	Dining/meeting	T1_China1	25.1	06/05/2026	...
<input type="checkbox"/>	comp D SKU: 654789321		T3_Albania	3.69	06/05/2026	...
<input type="checkbox"/>	comb C SKU: 569852147		T2_Ukraine	2650	06/05/2026	...
<input type="checkbox"/>	comb B SKU: 963258741		T2_China	2810	06/05/2026	...
<input type="checkbox"/>	comb A SKU: 987456321		T1_China1	5450	06/05/2026	...
<input type="checkbox"/>	mercury SKU: 222556644 done input from CHH	Desk chair	T1_China1	17200	05/05/2026	...
<input type="checkbox"/>	mars material SKU: 669955887 done	Seating	T1_China1	52.3	05/05/2026	...

Showing 1 to 7 of 7 results

Rows per page

2. Open the screening you want to share

<input type="checkbox"/>	Product name	Category	Supplier location	kg CO ₂ eq	Created at ↑	
<input type="checkbox"/>	Jupiter SKU: 123654987	Dining/meeting	T1_China1	25.1	06/05/2026	
<input type="checkbox"/>	comp D SKU: 654789321		T3_Albania	3.69	06/05/2026	
<input type="checkbox"/>	comb C SKU: 569852147		T2_Ukraine	2650	06/05/2026	
<input type="checkbox"/>	comb B SKU: 963258741		T2_China	2810	06/05/2026	
<input type="checkbox"/>	comb A SKU: 987456321		T1_China1	5450	06/05/2026	
<input type="checkbox"/>	mercury SKU: 222556644 done input from CHH	Desk chair	T1_China1	17200	05/05/2026	
<input type="checkbox"/>	mars material SKU: 669955887 done	Seating	T1_China1	52.3	05/05/2026	

Showing 1 to 7 of 7 results

Rows per page

- Remember to have a Masterbox added to the screening before sharing it, to ensure proper distribution calculations.

Materials

Search by Category, Name or Label Filters It Category

Category	Name	Label	Input	Emission	Last updated
Wood and plant-based	Ash		2 kg	3.69 kg CO ₂ eq	06/05/2026

+ Add material

Packaging

No packaging
Start adding packaging and master box

[Add packaging](#) [Add master box](#)

© 2026 MÅLBAR. All rights reserved · Privacy Policy

- Click on the three dots.

Screenings Locations Routes Country Shares Insights Højlund inc. A

[View Flow](#) [View Results](#) ...

Supplier location	Waste	Emission	Last updated
T2_China		5430 kg CO ₂ eq	06/05/2026

Id component

Input	Emission	Last updated

5,450
kg CO₂eq

- End of life: 23.2 kg CO₂eq
- Use phase: 0 kg CO₂eq
- Distribution: 0 kg CO₂eq
- Manufacturing: 1180 kg CO₂eq
- Material: 4250 kg CO₂eq

Base data Edit

Weight Supplier Location

5. Click 'Share screening'

The screenshot shows the 'Screenings' dashboard for 'Højlund Inc.'. It features a table of supplier locations and a bar chart of emissions by lifecycle stage. The 'Share screening' option in the dropdown menu is highlighted with an orange circle.

Supplier location	Waste	Emission	Last updated
T2_China		5430 kg CO ₂ eq	06/05/2025

Category	Emission (kg CO ₂ eq)
Material	4250
Manufacturing	1180
Distribution	0
Use phase	0
End of life	23.2

6. Select the company you want to share the screening with

The screenshot shows the 'Publish and share comp D' dialog box. The 'Customer' dropdown menu is highlighted with an orange circle.

Publish and share comp D

Select which customers to share with, add a publish note, and publish. Share targets can only be chosen on the first publish.

Customer: Select a customer

No customers added.

Add a note and publish this product to create the shared version.

Publish note

Summarize what changed in this published version

7. Add an optional comment and press 'Publish and share'

Select which customers to share with, add a publish note, and publish. Share targets can only be chosen on the first publish.

Customer

Select a customer

Customer Name

CHH

Add a note and publish this product to create the shared version.

Publish note

Summarize what changed in this published version

Cancel Publish and share

Materials

Search by Category, Name or Label

Category Name Label

Wood and plant-based Ash

Packaging

Search by Type, Name or Label

Type	Name	Label	Input	Emission	Last updated
Master Box	Cardboard box with 4 C...	Masterbox Comp D	0.6 kg	1.02 kg CO ₂ e	06/05/2026

+ Add packaging

8. If the sharer makes changes to a shared screening. The Sharer has to re-share the screening and can inform about the changes made in the comment field. When ready click 'Republish and update sharing'

Currently shared with

CHH

To add or remove share targets, go to [Share a Screening](#)

Latest published version

Published: 06/05/2026

Note: Sharing comp D

Add a note and republish to replace the shared version with your latest product data.

Publish note

Material updated

Cancel Republish and update sharing

Base data

Weight 3 kg (2.6 kg)

Supplier Location T3_Albania

Country Share Not specified

Last updated 06/05/2026, 08:39

Identification SKU: 654789321

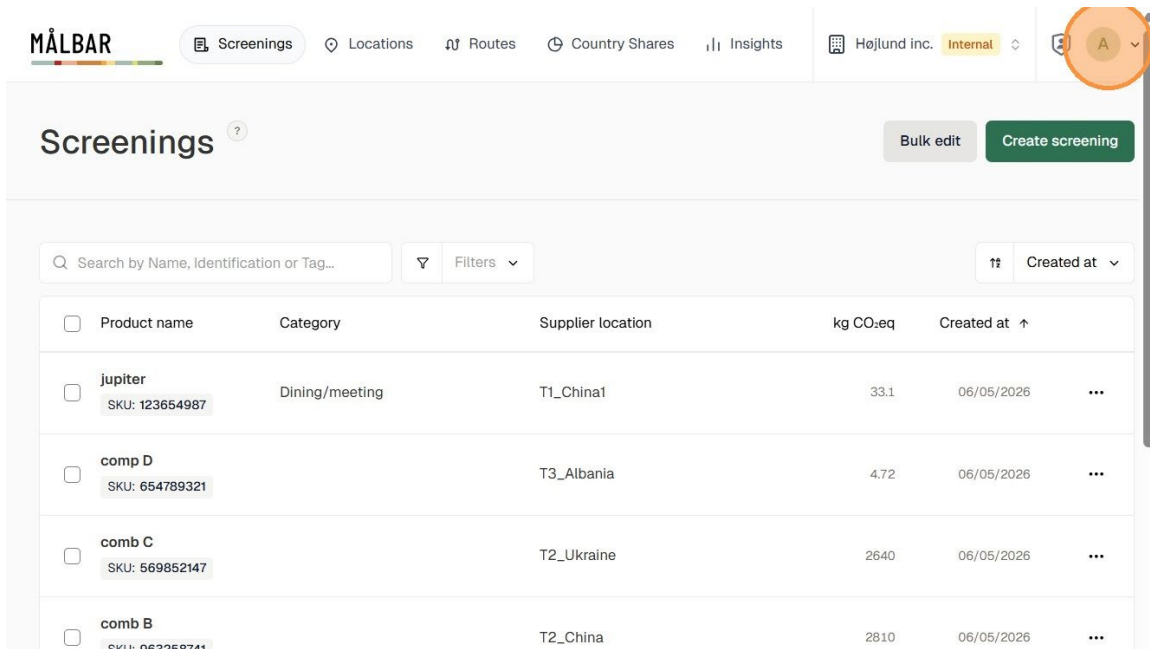
Label	Input	Emission	Last updated
Masterbox Comp D	0.6 kg	1.02 kg CO ₂ e	06/05/2026

+ Add packaging

© 2026 MÅLBAR. All rights reserved · Privacy Policy

How to see which screenings are shared already or if you want to stop sharing a screening

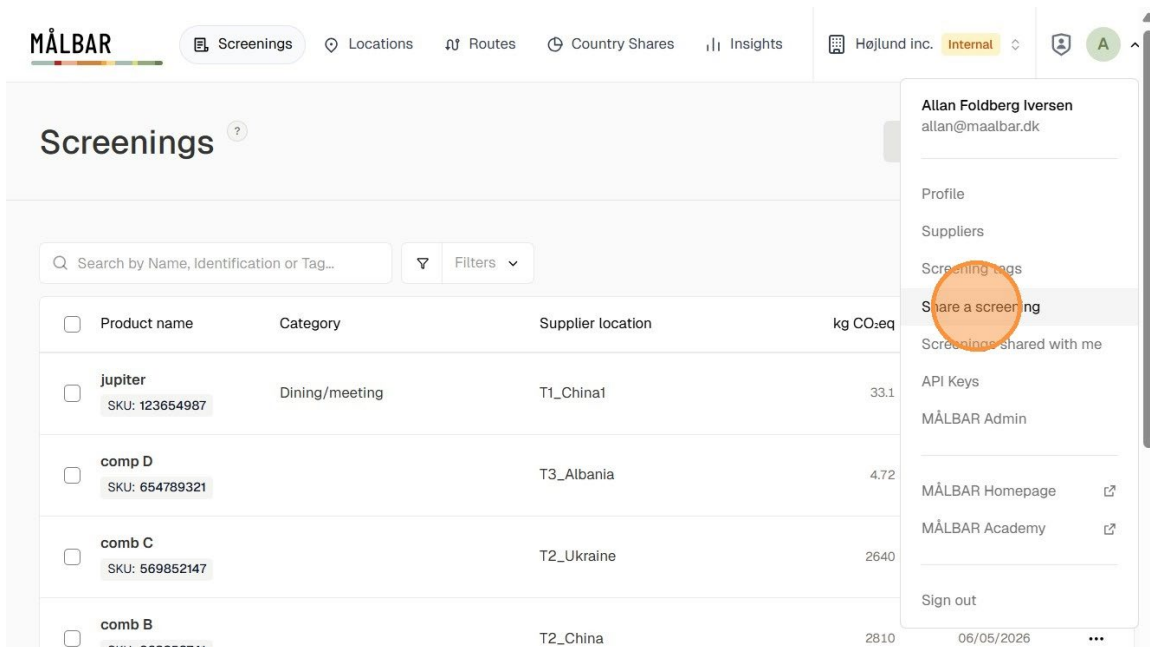
9. Click on your letter in the top right corner



The screenshot shows the MÅLBAR interface with the 'Screenings' page active. The top navigation bar includes the MÅLBAR logo, a 'Screenings' tab, and several menu items: 'Locations', 'Routes', 'Country Shares', and 'Insights'. On the right, there is a user profile dropdown with the name 'Højlund inc.' and the role 'Internal'. The letter 'A' in the profile dropdown is circled in orange. Below the navigation bar, the 'Screenings' page has a search bar, a 'Filters' dropdown, and a 'Created at' sort dropdown. The main content is a table with the following columns: 'Product name', 'Category', 'Supplier location', 'kg CO₂eq', and 'Created at'. The table contains five rows of screening data.

<input type="checkbox"/>	Product name	Category	Supplier location	kg CO ₂ eq	Created at	
<input type="checkbox"/>	jupiter SKU: 123654987	Dining/meeting	T1_China1	33.1	06/05/2026	...
<input type="checkbox"/>	comp D SKU: 654789321		T3_Albania	4.72	06/05/2026	...
<input type="checkbox"/>	comb C SKU: 569852147		T2_Ukraine	2640	06/05/2026	...
<input type="checkbox"/>	comb B SKU: 983258741		T2_China	2810	06/05/2026	...

10. Click 'Share a screening'



The screenshot shows the MÅLBAR interface with the 'Screenings' page active. The user profile dropdown is open, showing the user's name 'Allan Foldberg Iversen' and email 'allan@maalbar.dk'. The dropdown menu includes options for 'Profile', 'Suppliers', 'Screening logs', 'Share a screening', 'Screenings shared with me', 'API Keys', and 'MÅLBAR Admin'. The 'Share a screening' option is circled in orange. Below the dropdown, the 'Screenings' table is visible, showing the same data as in the previous screenshot.

<input type="checkbox"/>	Product name	Category	Supplier location	kg CO ₂ eq	Created at	
<input type="checkbox"/>	jupiter SKU: 123654987	Dining/meeting	T1_China1	33.1	06/05/2026	...
<input type="checkbox"/>	comp D SKU: 654789321		T3_Albania	4.72	06/05/2026	...
<input type="checkbox"/>	comb C SKU: 569852147		T2_Ukraine	2640	06/05/2026	...
<input type="checkbox"/>	comb B SKU: 983258741		T2_China	2810	06/05/2026	...

11. Click the '+' icon to see all shared screenings.

Share a screening

Q Filter customer, product, SKU or EAN... Customer

Customer / Screening ↓	Shared	Last updated
+ CHH	6 Screenings	06/05/2026

© 2026 MÅLBAR. All rights reserved · Privacy Policy

12. Now you can view all shared screenings.

Share a screening

Q Filter customer, product, SKU or EAN... Customer

Customer / Screening ↓	Shared	Last updated
- CHH	6 Screenings	06/05/2026

Share another screening All screenings are already shared

Screening	SKU	EAN	
↳ mars material	669955887	-	...
↳ mercury	222556644	-	...
↳ jupiter	123654987	-	...
↳ comb C	569852147	-	...
↳ comb A	987456321	-	...
↳ comp D	654789321	-	...

13. To stop sharing a screening click the 3 dots '...'

Customer / Screening ↓	Shared	Last updated
CHH	6 Screenings	06/05/2026
Share another screening All screenings are already shared		
Screening	SKU	EAN
↳ mars material	669955887	-
↳ mercury	222556644	-
↳ jupiter	123654987	-
↳ comb C	569852147	-
↳ comb A	987456321	-
↳ comp D	654789321	-

14. Click 'Stop sharing'

Filter customer, product, SKU or EAN... Customer

Customer / Screening ↓	Shared	Last updated
CHH	6 Screenings	06/05/2026
Share another screening All screenings are already shared		
Screening	SKU	EAN
↳ mars material	669955887	-
↳ mercury	222556644	-
↳ jupiter	123654987	-
↳ comb C	569852147	-
↳ comb A	987456321	-
↳ comp D	654789321	-

View
Stop sharing

The Receiver View

15. Click 'Add component' in a product screening

The screenshot shows the 'Receiver View' interface. At the top, there is a header with 'No category specified' and an edit icon. Below this, there are two main sections: 'Components' and 'Materials'. The 'Components' section has a search bar 'Search by Name or Identification', a 'Filters' dropdown, and a table with columns: Name, Supplier location, Waste, Emission, and Last updated. The table contains one row: '1 x _CHH test share_scal_comp' with a sub-row 'Scalable component From: Benjamin test company' and an emission value of '257 kg CO₂e'. Below the table is a '+ Add component' button, which is highlighted with an orange circle. The 'Materials' section has a search bar 'Search by Category, Name or Label', a 'Filters' dropdown, and a table with columns: Category, Name, Label, Input, Emission, and Last updated. The table contains one row: 'Metal' with 'Cast Iron' and an emission value of '04/05/2025'. Below the table is a '+ Add material' button.

Note! All shared screenings will be received as 'Components'

16. The shared components are at the top of the list

The screenshot shows the 'Receiver View' interface with a search dropdown menu open. The dropdown menu has a search bar 'Search...' and a 'Shared components' section. The 'Shared components' section lists 'Benjamin test company' and 'Højlund inc.', with 'Højlund inc.' highlighted in blue and circled in orange. Below the 'Shared components' section, there is a 'Product' section with a list of items: 'Første screening', '31/10/25', 'croatia → horsens - web dk', 'croatia → horsens → Aarhus flagship', 'sub_comb', 'teh test', 'packaging = 0', 'comp A', 'Højlund prod. comp A', 'base data', and 'clean'. The 'ALBAR' logo is visible in the top left corner, and the navigation bar at the top includes 'Screenings', 'Locations', 'Routes', 'Country Shares', and 'Insights'.

17. Select the component from shared products list

The screenshot shows the 'B shred_comp' component page. A search modal is open, displaying a list of shared components. The component 'comp D' is highlighted and circled in orange. The background shows the component details page with sections for Components and Materials.

Components

Search by Name or Identification Filters

Name

1 x _CHH test share_sca_comp
Scalable component From: Benjamin test company

Materials

Search by Category, Name or Label Filters

Category	Name	Label
Metal	Cast iron	

Shared components

Benjamin test company

Hajlund inc.

Product

mars material

mercury

comp D Select →

Scalable component

comb A

Electrical component

comb C

Product-ready component

jupiter

Product

Første screening

31/10/25

18. Click 'Update component'

The screenshot shows the 'Update: comp D' modal dialog. The modal has fields for 'Amount' (set to 1) and 'Application waste' (set to kg). There is a checkbox for 'All component designed for disassembly inputs are still valid'. The 'Update component' button is circled in orange. The background shows a table with columns for Supplier location, Waste, Emission, and Last updated, and a bar chart showing CO2eq emissions.

Update: comp D

Amount: 1 Application waste: kg

All component designed for disassembly inputs are still valid

Product: Cancel Update component

Supplier location	Waste	Emission	Last updated
		257 kg CO ₂ eq	20/04/2026
		0 kg CO ₂ eq	08/05/2026
		0 kg CO ₂ eq	04/05/2026

+ Add material

No packaging
Start adding packaging and master box

207 kg CO₂eq

- End of life: -2.15 kg CO₂eq
- Use phase: 0 kg CO₂eq
- Distribution: 0 kg CO₂eq
- Manufacturing: 168 kg CO₂eq
- Material: 101 kg CO₂eq

Base data Edit

Weight: Not specified Supplier Location: Not specified

Country Share: FY 25 - default Last updated: 13/04/2026, 09:54

Identification: Not specified

View all screenings that are shared with me

As a receiver, you can access all screenings that suppliers or partners have shared with you in one dedicated overview.

From here, you can review received screenings and [assign supplier locations](#) to the shared screenings.

19. Open user profile menu

The screenshot shows the MÅLBAR interface. At the top, there are navigation tabs: 'screenings' (selected), 'Locations', 'Routes', 'Country Shares', and 'Insights'. On the right, there are user settings for 'CHH Internal' and a user profile icon labeled 'A'. Below the navigation, there are buttons for 'View Flow', 'View Results', and a menu icon. The main content area is divided into two sections. On the left, there is a table with columns: 'Supplier location', 'Waste', 'Emission', and 'Last updated'. Below the table is a section for 'Id component'. On the right, there is a detailed view of a screening. It features a bar chart showing the carbon footprint breakdown. The total carbon footprint is 267 kg CO₂e. The breakdown is as follows:

Category	Value (kg CO ₂ e)
End of life	-2.15
Use phase	0
Distribution	0
Manufacturing	168
Material	101

Below the chart, there is a 'Base data' section with an 'Edit' button. At the bottom, there are labels for 'Weight' and 'Supplier Location'.

20. Click 'Screenings shared with me'

The screenshot shows the MÅLBAR interface with a user profile dropdown menu open. The menu items are: Profile, Suppliers, Screening tags, Share screening, **Screenings shared with me** (highlighted with an orange circle), API Key, MÅLBAR Admin, MÅLBAR Homepage, MÅLBAR Academy, and Sign out. The background shows a table with columns: Supplier location, Waste, Emission, Last updated, and a bar chart with a total of 267 kg CO₂e. The bar chart is broken down into: End of life (-2.15 kg CO₂e), Use phase (0 kg CO₂e), Distribution (0 kg CO₂e), Manufacturing (168 kg CO₂e), and Material (101 kg CO₂e).

Supplier location	Waste	Emission	Last updated
		257 kg CO ₂ e	20/04/2025
		9.59 kg CO ₂ e	06/05/2025

Base data: Weight, Supplier Location

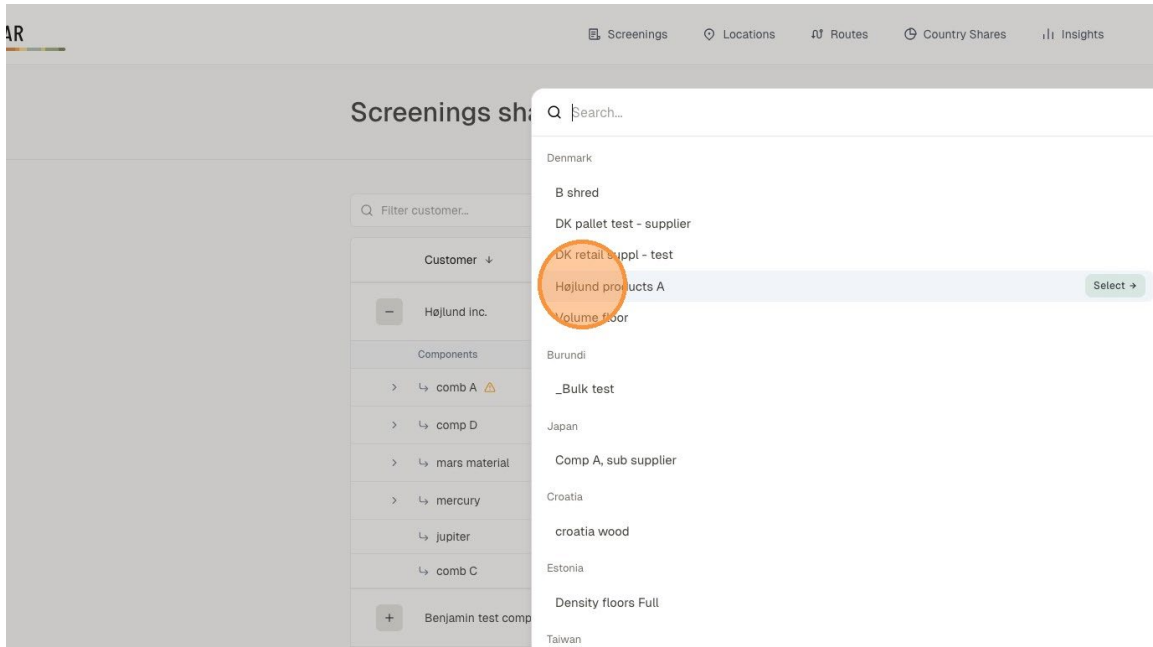
21. Assign a supplier location

The screenshot shows the MÅLBAR interface with the title "Screenings shared with me". Below the title is a search bar "Filter customer...". A table lists customers with columns: Customer, Shared, and Transport. The table has three rows: Højlund inc. (6 screenings), Benjamin test company (1 screening), and Pablo (0 screenings). A plus sign (+) is highlighted with an orange circle next to "Højlund inc.". There are "Assign" buttons for each row.

Customer	Shared	Transport
+ Højlund inc.	6 screenings	Assign
+ Benjamin test company	1 screening	Assign
+ Pablo	0 screenings	Assign

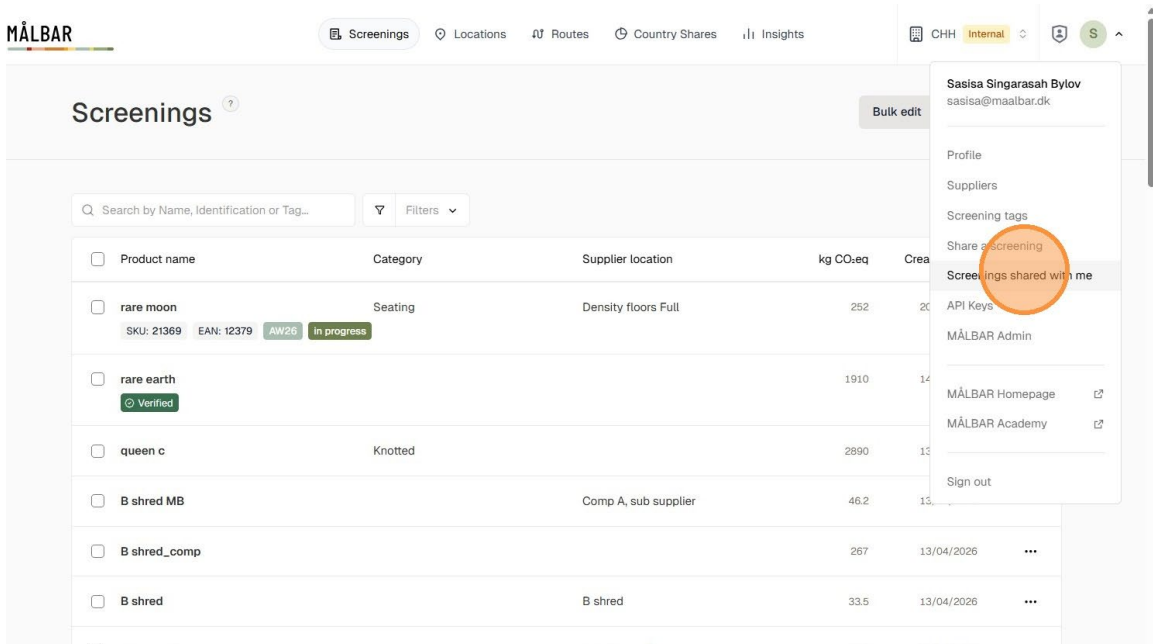
© 2026 MÅLBAR. All rights reserved · Privacy Policy

22. Select the Sharing Supplier as supplier location



How to update component that have been republished

23. Click 'Screenings shared with me'



24. Expand 'Højlund inc.' customer row

MÅLBAR

Screenings Locations Routes Country Shares Insights

CHH Internal S

Screenings shared with me

Filter customer...

Customer	Shared	Transport location
+ Højlund inc.	6 screenings	Højlund products A
+ Benjamin test company	1 screening	Assign a location...
+ Pablo	0 screenings	Assign a location...

© 2026 MÅLBAR. All rights reserved · Privacy Policy

25. Expand 'comb A' component marked with the 'Outdated' status to view associated screenings

Screenings shared with me

Filter customer...

Customer	Shared	Transport location	
- Højlund inc.	6 screenings	Højlund products A	
Components	Published	Note	Used in
> comb A ⚠	06/05/2026	Updated material	1 screening
> comp D	06/05/2026	Material updated	1 screening
> mars material	05/05/2026	verified	1 screening
> mercury	05/05/2026	rare moon added	1 screening
> jupiter	06/05/2026	this is the one	Not used
> comb C	06/05/2026	123	Not used
+ Benjamin test company	1 screening	Assign a location...	
+ Pablo	0 screenings	Assign a location...	

26. Select 'wednesday' screening

Screenings shared with me

Filter customer...

Customer Shared Transport location

Customer	Shared	Transport location	
- Højlund inc.	6 screenings	Højlund products A	
Components Published Note Used in			
comb A	06/05/2026	Updated material	1 screening
your screening using this component.			Status
wednesday			Outdated
comp D	06/05/2026	Material updated	1 screening
mars material	05/05/2026	verified	1 screening
mercury	05/05/2026	rare moon added	1 screening
jupiter	06/05/2026	this is the one	Not used
comb C	06/05/2026	123	Not used
+ Benjamin test company	1 screening	Assign a location...	
+ Pablo	0 screenings	Assign a location...	

27. Click '...' for 'comb A' component

MÅLBAR

Screenings Locations Routes Country Shares Insights

CHH Internal

wednesday
Desk chair

View: [Grid] [List] [Table] [More] [Share]

Components

Search by Name or Identification Filters

Name	Supplier location	Waste	kg CO ₂ e
comb A	Højlund products A		564
+ Add component			

Materials

Search by Category, Name or Label Filters

Category	Name	Label	Input	kg CO ₂ e
Metal	Aluminium cast	alu label	1 kg	278

6,110 kg CO₂e

End of life 9.06 kg CO₂e
Use phase 146 kg CO₂e
Distribution 278 kg CO₂e
Manufacturing 1200 kg CO₂e
Material 4480 kg CO₂e

Base data

Weight 5 kg (6.5 kg)
Supplier Location Comp A, sub supplier
Country Share FY 25 - default
Last updated 16/12/2025, 19:11

28. Click 'Upgrade to newer version'

weensday
Desk chair

View: [Grid] [List] [Print] [More] [Share]

Components

Search by Name or Identification [Filters] [Name]

Name	Supplier location	Waste	kg CO ₂ e
comb A			
1 Scalable component Outdated From: Højlund inc.	Højlund products A		5640
+ Add component			

Actions: Edit, Upgrade to newer version, Remove

Last updated: 07/05/2025

Materials

Search by Category, Name or Label [Filters] [Category]

Category	Name	Label	Input	kg CO ₂ e
Metal	Aluminium cast	alu label	1 kg	278
Plastic and plastic composite	Thermoplastic composite compo...	plastic label	1 kg	197
Wood and plant-based	Ash	ash label	1 kg	0.478

Base data

Weight: 5 kg (6.5 kg)
Supplier Location: Comp A, sub supplier
Country Share: FY 25 - default
Last updated: 16/12/2025, 19:11
Identification: Not specified

CO₂e Breakdown

6,110 kg CO₂e

Category	kg CO ₂ e
End of life	9.06
Use phase	146
Distribution	278
Manufacturing	1200
Material	4480